


Operating Instructions Air Conditioner



Model No.

OUTDOOR UNIT

mini VRF (Type LE2)

U-4LE2E5 U-4LE2E8
U-5LE2E5 U-5LE2E8
U-6LE2E5 U-6LE2E8

•Connectable indoor unit lineup

This booklet is the operating instructions for outdoor unit. Regarding the indoor unit, see the operating instructions supplied with the indoor unit.

INDOOR UNIT

1-Way Cassette
2-Way Cassette
4-Way Cassette
4-Way Cassette 60 × 60
Wall-Mounted
Ceiling
Low Silhouette Ducted
Slim Low Static Ducted
Floor Standing
Concealed Floor Standing



ENGLISH

2 ~ 5

Before operating the unit, read these operating instructions thoroughly and keep them for future reference.

E_{NGLISH}

FRANÇAIS

6 ~ 9

Avant d'utiliser l'appareil, lisez ce mode d'emploi dans son intégralité et conservez-le pour toute référence ultérieure.

F_{RANÇAIS}

ESPAÑOL

10 ~ 13

Antes de operar la unidad, lea atentamente estas instrucciones de funcionamiento y guárdelas para futuras consultas.

E_{SPAÑOL}

DEUTSCH

14 ~ 17

Bevor Sie das Gerät in Betrieb nehmen, lesen Sie bitte diese Bedienungsanleitung aufmerksam durch und bewahren Sie sie für die künftige Verwendung auf.

D_{EUTSCH}

ITALIANO

18 ~ 21

Prima di utilizzare l'unità, leggere a fondo queste istruzioni per l'uso e conservarle come riferimento futuro.

I_{TALIANO}

NEDERLANDS

22 ~ 25

Lees deze gebruiksinstructies goed door voor u het apparaat gebruikt en bewaar ze voor toekomstig gebruik.

N_{EDERLANDS}

PORTUGUÊS

26 ~ 29

Antes de utilizar o aparelho, leia completamente este manual de instruções e guarde-o para futuras referências.

P_{ORTUGUÊS}

ΕΛΛΗΝΙΚΑ

30 ~ 33

Πριν θέσετε τη μονάδα σε λειτουργία, διαβάστε πολύ καλά αυτές τις οδηγίες χρήσης και διατηρήστε τις για μελλοντική αναφορά.

E_{ΛΛΗΝΙΚΑ}

БЪЛГАРСКИ

34 ~ 37

Преди да започнете експлоатация на този уред, прочетете внимателно тези инструкции и ги запазете, за да можете да правите справки с тях и в бъдеще.

B_{ЪЛГАРСКИ}

TÜRKÇE

38 ~ 41

Üniteyi çalıştırmadan önce bu çalıştırma talimatlarını iyice okuyun ve gelecekte başvurmak için saklayın.

T_{ÜRKÇE}

РУССКИЙ

42 ~ 45

Перед использованием этого устройства внимательно прочитайте настоящую инструкцию по эксплуатации и сохраните ее для дальнейших справок.

P_{УССКИЙ}

УКРАЇНСЬКА

46 ~ 49

Уважно прочитайте цю інструкцію з експлуатації перед тим, як увімкнути пристрій, та збережіть її на майбутнє.

Y_{КРАЇНСЬКА}

Thank you for purchasing this Panasonic product.
 This product is a commercial air conditioner outdoor unit.
 Installation Instructions attached.

Contents

- Safety Precautions..... 2
- Precautions for Use..... 4
- Names of Parts..... 5
- Specifications..... 50
 - Outdoor unit..... 50
 - Corresponding language table..... 51

Product Information

If you have problems or questions concerning your Air Conditioner, you will need the following information. Model and serial numbers are on the nameplate.

Model No. _____

Serial No. _____


Date of purchase _____


Dealer's address _____

Phone number _____

Safety Precautions

The following symbols used in this manual, alert you to potentially dangerous conditions to users, service personnel or the appliance:

	WARNING	This symbol refers to a hazard or unsafe practice which can result in severe personal injury or death.
---	----------------	--


	CAUTION	This symbol refers to a hazard or unsafe practice which can result in personal injury or product or property damage.
---	----------------	--

	Prohibited matters
---	---------------------------

	Matters to be observed
---	-------------------------------


- Read these Operating Instructions carefully before using this air conditioner. If you still have any difficulties or problems, consult your dealer for help.
- This air conditioner is designed to give you comfortable room conditions. Use this only for its intended purpose as described in these Operating Instructions.

WARNING



Confirm to authorized dealer or specialist on usage of specified refrigerant type. Using of refrigerant other than the specified type may cause product damage, burst and injury etc.


This air conditioner has no ventilator for intaking fresh air from outdoors. You must open doors or windows frequently when you use gas or oil heating appliances in the same room, which consume a lot of oxygen from the air. Otherwise there is a risk of suffocation in an extreme case.




Never use or store gasoline or other flammable vapor or liquid near the air conditioner — it is very dangerous.

Do not use this appliance in a potentially explosive atmosphere.

Never touch the unit with wet hands.





Do not insert your fingers or other objects into the air conditioner indoor or outdoor unit, rotating parts may cause injury.





Provide a power outlet to be used exclusively for each unit, and a power supply disconnect, Earth Leakage Circuit Breaker (ELCB) or Residual Current Device (RCD) for overcurrent protection should be provided in the exclusive line.

Provide a power outlet exclusively for each unit, and full disconnection means having a contact separation in all poles must be incorporated in the fixed wiring in accordance with the wiring rules.

To prevent possible hazards from insulation failure, the unit must be grounded. 



Do not use modified cord, joint cord, extension cord or unspecified cord to prevent overheating and fire.  



If the refrigerant comes in contact with a flame, it produces a toxic gas.

For safety, be sure to turn the air conditioner off and also to disconnect the power before cleaning or servicing.

Pull off the power plug from a receptacle, or switch off the breaker, or switch off the power disconnecting mean to isolate the air conditioner from the main power supply in case of emergency.



Dispose of according to national and/or local legislation.



This product must not be modified or disassembled under any circumstances. Modified or disassembled unit may cause fire, electric shock or injury.

Do not clean inside the indoor and outdoor units by users. Engage authorized dealer or specialist for cleaning.

In case of malfunction of this appliance, do not repair by yourself. Contact to the sales dealer or service dealer for a repair and disposal.



Stop using the product when any abnormality/failure occurs and disconnect the power plug or turn off the power switch and breaker. (Risk of smoke/fire/electric shock)

Examples of abnormality/failure:

- The ELCB trips frequently.
- The product sometimes does not start when turned on.
- The power is sometimes disconnected when the cord is moved.
- Burnt odor or abnormal noise is detected during operation.
- The body is deformed or abnormally hot.
- Water leaks from the indoor unit.
- Power cord or plug becomes abnormally hot.
- Fan speed cannot be controlled.
- The unit stops running immediately even if it is switched on for operation.



- The fan does not stop even if the operation is stopped. Contact immediately your local dealer for maintenance/repair.



Do not sit or step on the unit. You may fall down accidentally.



CAUTION

ENGLISH



This appliance is intended to be used by expert or trained users in shops, in light industry and on farms, or for commercial use by lay persons.

This appliance can be used by children aged from 8 years and above and persons with reduced physical, sensory or mental capabilities or lack of experience and knowledge if they have been given supervision or instruction concerning use of the appliance in a safe way and understand the hazards involved. Children shall not play with the appliance. Cleaning and user maintenance shall not be made by children without supervision.

Keep the fire alarm and the air outlet at least 1.5m away from the unit.

Do not cool or heat the room too much if babies or invalids are present.



Do not turn the air conditioner on and off from the power mains switch. Use the ON/OFF operation button.

Do not stick anything into the air outlet of the outdoor unit. This is dangerous because the fan is rotating at high speed.



Do not touch the air inlet or the sharp aluminum fins of the outdoor unit. You may get injured.



Do not stick any object into the FAN CASE. You may be injured and the unit may be damaged.



NOTICE

- The compressor may occasionally stop during thunderstorms. This is not a mechanical failure. The unit automatically recovers after a few minutes.
- The English text is the original instructions. Other languages are translations of the original instructions.

Precautions for Use

Installation

- This air conditioner must be installed properly by qualified installation technicians in accordance with the Installation Instructions provided with the unit.
- Before installation, check that the voltage of the electric supply in your home or office is the same as the voltage shown on the nameplate.

WARNING

Avoid the following locations for installation.

- Locations where smoke or combustible gas exists. Also locations of extremely high temperature such as a greenhouse.
- Locations where excessively high heat-generating objects are placed.

Attention:

- Avoid installing the outdoor unit where salty sea water can splash directly onto it or in sulphurous air near a spa. (To protect the air conditioner from heavy corrosion)

Wiring


- All wiring must conform to the local electrical codes. (Consult your dealer or a qualified electrician for details.)
- Each unit must be properly grounded with a ground (or earth) wire or through the supply wiring.
- Wiring must be done by a qualified electrician.

Operation Preparation

Turn the power mains on 5 hours before the start of operation.

(For warm-up)

- Leave the power mains ON for continuous use.



NOTE

Pull off the power plug from a receptacle, or switch off the breaker, or switch off the power disconnecting mean to isolate the air conditioner from the main power supply when not in use for a long time.

Important Information Regarding The Refrigerant Used

This product contains fluorinated greenhouse gases. Do not vent gases into the atmosphere.

Refrigerant type: R410A

GWP⁽¹⁾ value: 2088

⁽¹⁾ GWP = global warming potential

Periodical inspections for refrigerant leaks may be required depending on European or local legislation.

Please contact your local dealer for more information.

Operation Condition

Use this air conditioner under the following temperature range.

Outdoor Unit	Indoor temperature range	Outdoor temperature range
mini VRF (Type LE2)		
Cooling	14°C ~ 25°C (*WBT)	-10°C ~ 46°C (*DBT)
		-10°C ~ 43°C (*DBT)*1
Heating	16°C ~ 30°C (*DBT)	-20°C ~ 18°C (*WBT)

*DBT: Dry bulb temperature

*WBT: Wet bulb temperature

*1: The maximum allowable temperature of this air conditioning system is reduced to 43°C when using the existing R22 pipe.

Information for Users on Collection and Disposal of Old Equipment and Used Batteries



These symbols on the products, packaging, and/or accompanying documents mean that used electrical and electronic products and batteries should not be mixed with general household waste. For proper treatment, recovery and recycling of old products and used batteries, please take them to applicable collection points, in accordance with your national legislation and the Directives 2002/96/EC and 2006/66/EC.

By disposing of these products and batteries correctly, you will help to save valuable resources and prevent any potential negative effects on human health and the environment which could otherwise arise from inappropriate waste handling. For more information about collection and recycling of old products and batteries, please contact your local municipality, your waste disposal service or the point of sale where you purchased the items. Penalties may be applicable for incorrect disposal of this waste, in accordance with national legislation.

For business users in the European Union

If you wish to discard electrical and electronic equipment, please contact your dealer or supplier for further information.

[Information on Disposal in other Countries outside the European Union]

These symbols are only valid in the European Union. If you wish to discard these items, please contact your local authorities or dealer and ask for the correct method of disposal.



Note for the battery symbol (bottom two symbol examples):

This symbol might be used in combination with a chemical symbol. In this case it complies with the requirement set by the Directive for the chemical involved.

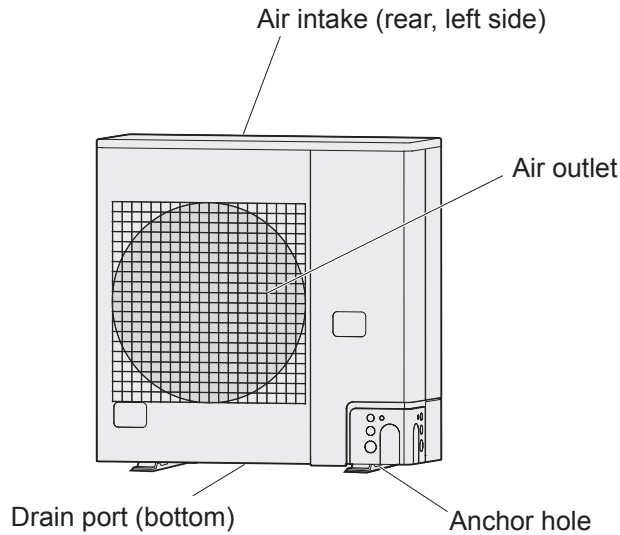


Names of Parts

OUTDOOR UNIT

mini VRF (Type LE2)

4, 5, 6 HP



E
NGLISH

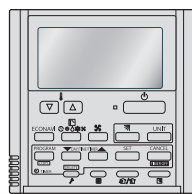
Optional

Wireless Remote Controller



For all indoor units

Timer Remote Controller



Model No.
CZ-RTC4

For all indoor
units

High-spec Wired Remote Controller



Model No. CZ-RTC5A
CZ-RTC5B

For all indoor
units

Read the operating instructions included with the Remote Controller.

■ Operation

Refer to the Operating Instructions attached to the optional Remote Controller.

■ Adjusting Airflow Direction

Refer to the Operating Instructions attached to the indoor unit.

■ Maintenance

Refer to the Operating Instructions attached to the indoor unit.

■ Troubleshooting

Refer to the Operating Instructions attached to the indoor unit.